




Where to Buy Pass

1	Myeong-dong Tourist Information Center
2	Dongdaemun Tourist Information Center
3	Seoul Tourism Plaza Tourist Information Center
4	Incheon International Airport Book Store (Terminal 1 1F & 3F, Terminal 2 3F) * You can only buy card pass with cash
5	CU Convenience Stores (Except stores in the airport) * You can only buy mobile pass with cash at CU cvs

How to Use Pass

1	2	3
		
Present the QR Code on your pass to a ticket booth in each attractions.	Receive an entry ticket.	Enter the attraction with the ticket.

Pass Activation

Your pass will be automatically activated upon free entry to your first tourist attraction.

*Purchasing/using an eSIM after purchasing a pass does not start the pass time.

How to Use eSIM

1	Run the Discover Seoul Pass application, and tap "MY PASS"
2	Click the eSIM voucher button at the bottom of the mobile pass
3	Select the item you want on the eSIM purchase page, then proceed to checkout
4	Register the eSIM voucher received via email

Help Center

Operating Hours	Everyday 09:00 - 18:00
Lunch Time	Everyday 12:00 - 13:00
Call Us	+82 1644-1060
E-mail	support@discoverseoulpass.com



Discover Seoul Pass Website



Download on the App Store



Get it on Google Play

DISCOVER SEOUL PASS

Your First Choice, Discover Seoul Pass





What is a Discover Seoul Pass?

Discover Seoul Pass is Seoul's first free pass available for 24/48/72 hours.

Free Entry

Have free access to major tourist attractions in Seoul
50+ Free Attractions



Discount Benefits

Discount benefits on Performance, shopping and one-day class
100+ Discount Attractions



Transportation

Transportation card, Airport Express Train (AREX), Seoul Public Bike (Ttareungi), Airport Bus (K Limousine), City Tour Bus (Red, Yellow Bus)



Mobile App

Check remaining pass duration by purchasing /using a Mobile Pass or registering a Card Pass



Free Transportation with Discover Seoul Pass!



How to get Airport Express Train(AREX) ticket

Scan to visit "Issue AREX Ticket Code" page >>



With Card Pass	
1	Access to AREX ticket code issue page.
2	Get your AREX ticket by entering a 10-digit QR code on the back of your pass.
3	If you enter the 13 digit numbers of AREX code in the ticket machine, the one-way ticket will be issued.

With Mobile Pass	
1	Launch the Discover Seoul Pass application
2	Tap the "AREX Code" on the Mobile Pass screen.
3	Enter 13 digits of the AREX Code number into the ticket machine and the one-way ticket will be issued.




How to get on K Limousine(Airport Bus)

*Mobile Pass Only

Scan the QR code of your pass before boarding.


Bus Station	
T1	3B, 4A Bus Station (1F)
T2	7, 18, 19 Bus Station (B1)

* A one-way ride of the whole route is free of charge.
* Please visit the official website for routes and timetable (<https://www.kallimousine.com>)



How to use Seoul Bike(Ttareungi)

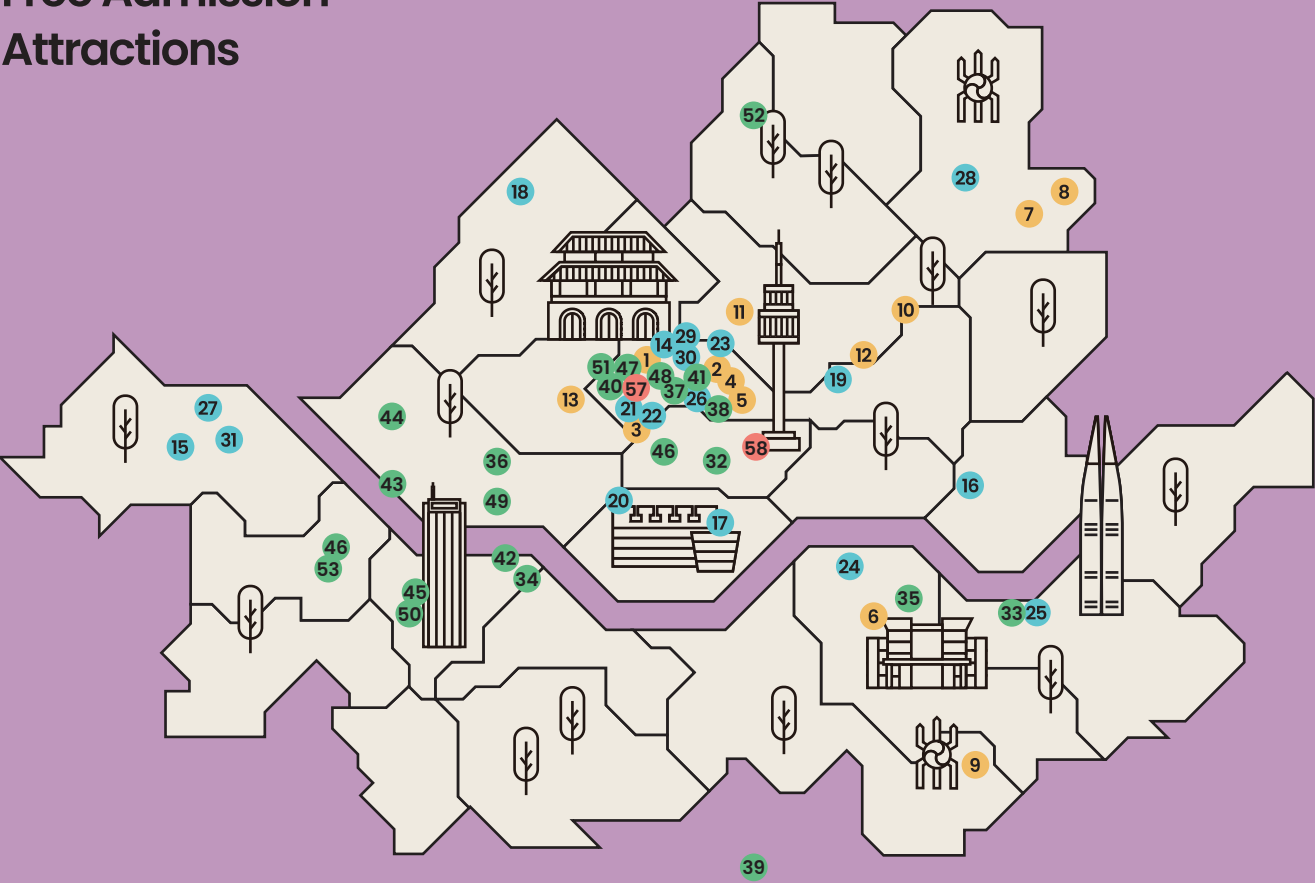
1	Download Seoul Public Bike(app), and click "Foreigner"
2	Tap "Menu" > Tap "Purchase Pass" > Tap "Discover Seoul Pass" > Tap "All day(24h)"
3	Enter a 10-digit pass QR code and your email address > Tap "Pay Amount"
4	Scan the QR code for a new bike or enter the rental code for a old bike in a nearby Ttareungi bike rental station



How to use Transportation Card

Transportation Card included in your card pass must be topped up to be used for public transportation. Transportation Card can be topped up at convenience stores or card service kiosks inside subway stations.

Free Admission Attractions



History (13)	
1	Gyeongbokgung Palace
2	Changdeokgung Palace
3	Deoksugung Palace
4	Changgyeonggung Palace
5	Jongmyo Shrine
6	Seolleung & Jeongneung Royal Tombs
7	Taereung Royal Tomb
8	Gangneung Royal Tomb
9	Heolleung & Illeung Royal Tombs
10	Uireung Royal Tomb
11	Jeongneung Royal Tomb
12	Yeonghwiwon Royal Tomb
13	Seodaemun Prison History Hall


Museum (18)	
14	National Museum of Modern and Contemporary Art, Seoul
15	Space K
16	Seoul Children's Museum
17	Leeum Museum of Art
18	Eunpyeong History & Hanok Museum
19	Seoul K-Medi Center
20	Museum of Japanese Colonial History In Korea
21	Presseum
22	Ilmin Museum of Art
23	Korean Museum of Straw and Life
24	Figure Museum W
25	Lotte World Folk Museum
26	Museum Kimchikan
27	Gyeongjae Jeongseon Art Museum
28	Seoul Science Center
29	Gahoe Museum
30	Bukchon Museum
31	Seoul Botanic Park

Entertainment (22)	
32	N Seoul Tower (Observatory)
33	Lotte World Adventure
34	63 Square (Aqua planet 63+63 ART)
35	COEX Aquarium
36	Nature Labs (Media art exhibition)
37	Colorpool Museum
38	Alive Museum
39	Seoul Zoo & Skylift
40	Hanboknam(Gyeongbokgung)
41	Hanboknam(Changdeokgung)
42	E-Cruise
43	Seoul Battleship Park
44	Football Faentassium
45	Zoolung Zoolung (Times Square Branch)
46	Mokdong Icerink
47	Seoul Animation Center
48	HANBOK DAY
49	COCONUT BOX
50	Sealala Sauna
51	Daehan Hanbok
52	Seoul Hiking Tourism Center
53	Seoul E-Land FC

Transportation (5)	
54	Airport Railroad Express (AREX)
55	K Airport Limousine Bus
56	"Ttareungi" Seoul Public Bike
57	Seoul City Tour Bus (Red Bus)
58	Yellow Balloon City Bus

Travel Service (3)	
59	SK Telecom Free SIM Card (One-day)
60	SK Telecom Free eSIM Card(One-day)
61	Foreign Tourists Korea Traveler's Insurance

This information may be changed later, so please visit our website for the latest information.





Scan to check out recommended courses



Scan to check out all attractions on Google Maps